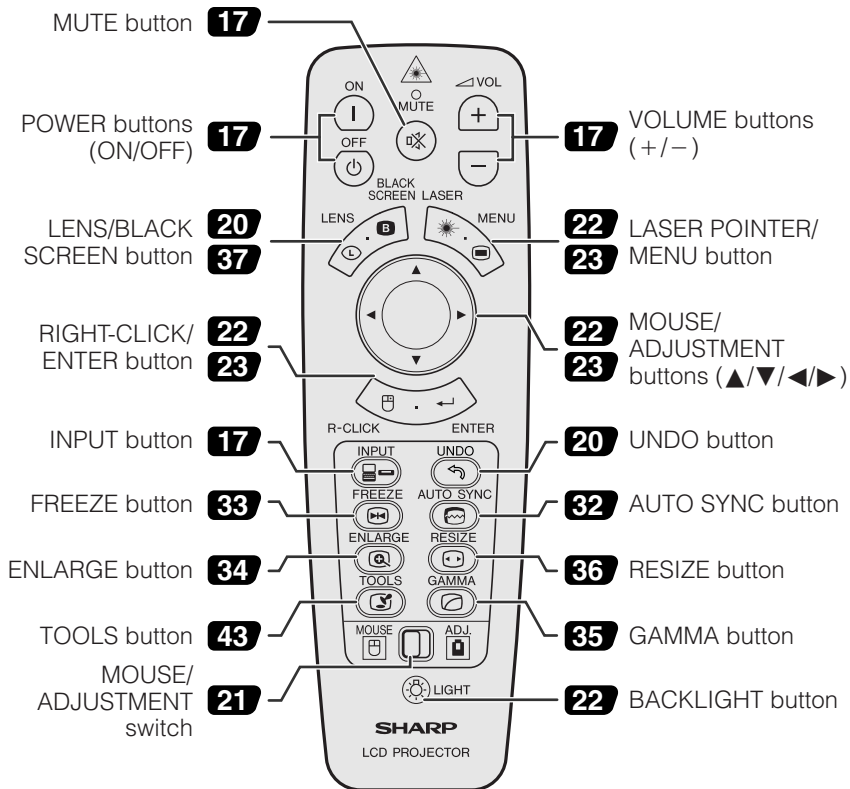


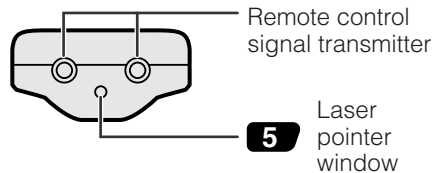


Remote Control

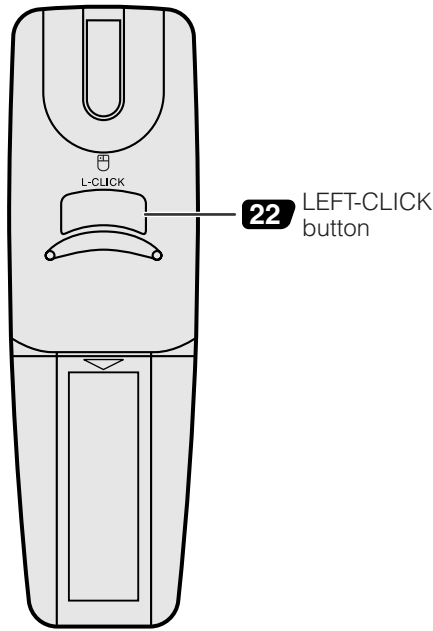
Front View



Top View



Rear View



Bottom View



Inserting the batteries

<p>1 Press in on the arrow mark and slide in the direction of the arrow to remove the battery cover.</p>	<p>2 Insert two AA size batteries, making sure their polarities match the + and - marks inside the battery compartment.</p>	<p>3 Insert the side tabs of the battery cover into their slots and press the cover in until it is properly seated.</p>
<p>Battery cover</p>	<p>Battery compartment</p>	<p>Battery cover</p>